



Box Fan

INSTRUCTION MANUAL

Read this manual carefully before operation

Pictures in this manual are for reference only, the product in kind prevail.



Model: CGBOF12A05

This instruction manual contains important information & recommendations that we would ask you to comply with to obtain best results from your products.

CG CHAUDHARY®
GROUP
Touching life everyday

RULES FOR SAFE OPERATION:

To be familiar with the fan operation, please read all these instructions carefully before use.

Please match the power with the rated voltage and frequency of fan.

Please do not insert fingers, pencils, or any other objects through the grille when the fan is running.

Disconnect power when moving fan.

Unplug the power plug before cleaning the fan.

Parts Identification :

A: Speed stage switch

B: Louver switch


C: Time switch

D: Fan Blade

E: Louver

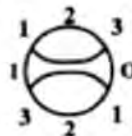
F: Front Cabinet

G: Holder



Speed Control:

To turn on the fan, simply turn any of the speed stage switch (1, 2, 3). To turn it off, turn to the 0 stage.



Louver Control:

Press Louver switch for 0 or 1.

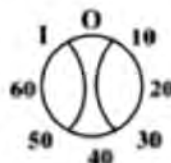


60 Minutes timer:

The fan stops automatically at the preset times.

0 position the fan will not operate even if you switch it on.

So keep the indicator I position.



Cleaning:

To clean the louver first turn the louver cap to the left and remove it.



MAINTENANCE INSTRUCTIONS

The fan requires little maintenance. Do not try to fix it by yourself, refer it to qualified service personnel if service is required.

1. Before cleaning and assembling, do not plug the pins into the socket.
2. To ensure adequate air circulation to the motor, keep vents at the rear of the motor housing room dust, fluff and etc, A vacuum cleaner can not be used to clean these vents before unplug. Do not disassemble the fan to remove fluff.
3. Please wipe the exterior ports with a soft cloth soaking a mild detergent. Do not use any abrasive detergent or solvents to avoid scratching the surface.
4. Do not allow water or any other liquid in to the motor housing or interior parts.
5. If the power cord is damaged, it is strongly recommended to request a specialist to handle.
6. The appliance is not to be used by persons (including children) with reduced physical, sensory or mental capabilities, or lack of experience and knowledge, unless they have been given supervision or instruction.
7. Children being supervised not to play with the appliance

**A Quality Product
Of**

**CG CHAUDHARY®
GROUP**
Touching life everyday



**IMPORTANT INFORMATION FOR CORRECT DISPOSAL OF THE PRODUCT
IN ACCORDANCE WITH EC DIRECTIVE 2002/96/EC.**

At the end of its working life, the product must not be disposed of as urban waste. It must be taken to a special local authority differentiated waste collection centre or to a dealer providing this service.

Disposing of a household appliance separately avoids possible negative consequences for the environment and health deriving from inappropriate disposal and enables the constituent materials to be recovered to obtain significant savings in energy and resources. As a reminder of the need to dispose of household appliances separately, the product is marked with a crossed-out wheeled dustbin.

Visit us at: www.cginspiringlife.com